


ADAM

HIKARU MORI 2006



COLLECTION

FARETTI ESTRAIBILI O A SCOMPARSA TOTALE.
OTTICHE ORIENTABILI O FISSE REGOLABILI IN PROFONDITÀ
ALL'INTERNO DEL CORPO FARETTO.

RECESSED OR TOTALLY REGRESSED SPOTS. SWIVELLING OR FIXED
REFLECTOR HOUSING, ADJUSTABLE IN DEPTH INSIDE THE SPOT.

STRAHLER, AUSZIEHBAR ODER GANZ VERSENKBAR.
AUSRICHTBARE ODER FIXE OPTIK. EINBAUTIEFE DES STRAHLERS
IM GEHÄUSE REGELBAR.

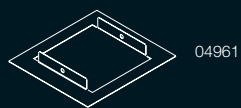
SPOTS EXTRAIBLES OU ESCAMOTABLES. OPTIQUES ORIENTABLES
OU FIXES RÉGLABLES EN PROFONDITÉ A L'INTÉRIEUR DU CORPS DU SPOT.

IN- EN UITSCHUIFBARE SPOTS. ORIËNTEERBARE OF VASTE VERLICHTING.
REGELBAAR IN DIEPTE BINNEN DE SPOT ZELF.

FOCOS EXTRAIBLES O TOTALMENTE EMPOTRADOS,
OPTICOS ORIENTABLES O FIJOS, REGULABLES EN PROFUNDIDAD
EN EL INTERIOR DEL CUERPO DEL FOCO.



NOME / NAME	ADAM CORNICE	ADAM CORNICE A SCOMPARSA	ADAM . PIASTRA CIECA MULTIUSO	ADAM . PIASTRA CIECA SOSPENSIONE
DESCRIPTION	FRAME	REGRESSED CEILING FRAME WITH FLUSH EDGE	MULTI USE BLANK PLATE	BLANK PLATE FOR SUSPENSION
CODICE / CODE	04951	04953	04955	04957
PESO NETTO KG / KG NET WEIGHT	0,100	0,050	0,200	0,200
FINITURE / FINISH				
BIANCO OPACO / MATT WHITE	01	01	01	01
GRIGIO ARGENTO OPACO / MATT SILVER GREY	19	-	19	-
NERO OPACO / MATT BLACK	22	-	22	-
ACCESSORI OBBLIGATORI	-	04961 TELAIO DI SOSTEGNO		
COMPULSIVE ACCESSORIES	-	04961 SUPPORT BRACKET		





04953





04953 + 04961 + 04955

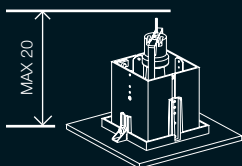


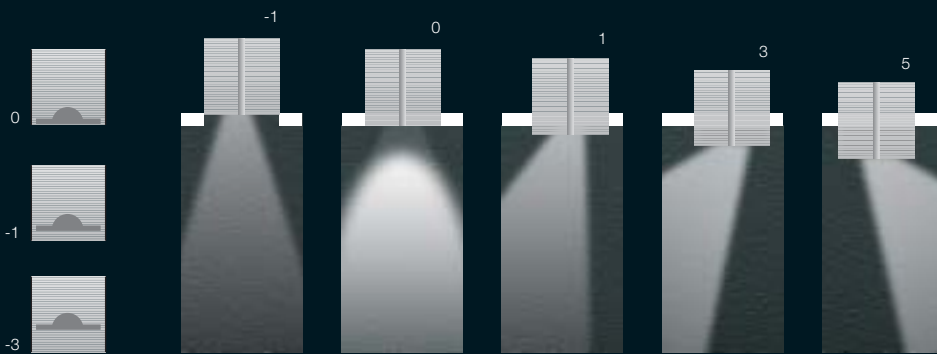
04951 + 04955



04951 + 04957



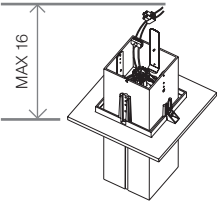
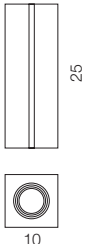
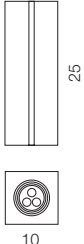
NOME / NAME	ADAM 11 FISSO H	ADAM 11 ORIENTABILE IM 35	ADAM 11 ORIENTABILE DICROICO	ADAM 11 LED ORIENTABILE
DESCRIZIONE / DESCRIPTION	INCASSO, ALOGENO	INCASSO, IODURI METALLICI	INCASSO, ALOGENO	INCASSO, LED
	HALOGEN RECESSED, FIXED	METAL HALIDE, RECESSED-SWIVELLING	HALOGEN DICHOIC, RECESSED-SWIVELLING	LED SPOT, RECESSED-SWIVELLING
CODICE / CODE	04905	04909	04901	04902
PORTALAMPADA / LAMP HOLDERS	E27	GX10	GU 5,3	GU 5,3
LAMPADINA / BULBS				
POTENZA / POWER	50W - PAR20	35W - BRITE SPOT	MAX 50W	3W - 55°
TENSIONE / TENSION	230/240 V	230/240 V	230/12 V	230/12V
ILCOS	HEGPAR	MRS/UB	HRGI	-
TRASFORMATORE / TRANSFORMER	NON NECESSARIO / NOT NEEDED	-	REMOTO ESCL. / REMOTE EXCLUDED	REMOTO ESCL. / REMOTE EXCLUDED
ALIMENTATORE / CONTROL GEAR	NON NECESSARIO / NOT NEEDED	REMOTO TIPO TRIDONIC ESCLUSO REMOTE TRIDONIC TYPE EXCLUDED	-	-
CLASSE IP / IP CLASS	IP 20	IP 20	IP 20	IP 20
CLASSE ISOLAMENTO / INSULATING CLASS	II	II	III	III
PESO NETTO KG / KG NET WEIGHT	0,600	0,600	0,500	0,600
FINITURE / FINISH				
BIANCO OPACO / MATT WHITE	01	01	01	01
GRIGIO ARGENTO OPACO / MATT SILVER GREY	19	19	19	19
NERO OPACO / MATT BLACK	22	22	22	22
CROMO INT. NERO / CHROME, INSIDE BLACK	62	62	62	62
CROMO INT. BIANCO / CHROME, INSIDE WHITE	63	63	63	63
MARCHI / MARKS	CE - F	CE - F	CE - F	CE - F
ACCESSORI / ACCESSORIES	COD. 04959 VETRINO DI PROTEZIONE CODE 04959 PROTECTIVE GLASS	-	-	-
INFO	CORNICE NON INCLUSA FRAME NOT INCLUDED	CORNICE NON INCLUSA FRAME NOT INCLUDED	CORNICE NON INCLUSA FRAME NOT INCLUDED	SU RICHIESTA LED 3 X 2W ON REQUEST 3 X 2W LED








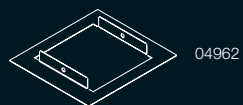
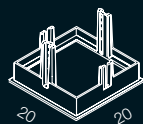


NOME / NAME	ADAM 25 ORIENTABILE DICROICO	ADAM 25 LED ORIENTABILE
DESCRIZIONE / DESCRIPTION	INCASSO, ALOGENO	INCASSO, LED
	HALOGEN DICHOIC, RECESSED-SWIVELLING	LED RECESSED SPOT, SWIVELLING
CODICE / CODE	04931	04932
PORTALAMPADA / LAMP HOLDERS	GU 5,3	GU 5,3
LAMPADINA / BULBS		
POTENZA / POWER	MAX 50W	3W - 55°
TENSIONE / TENSION	230/12 V	230/12 V
ILCOS	HRGI	-
TRASFORMATORE / TRANSFORMER	REMOTO ESCL. / REMOTE EXCLUDED	REMOTO ESCL. / REMOTE EXCLUDED
CLASSE IP / IP CLASS	IP 20	IP 20
CLASSE ISOLAMENTO / INSULATING CLASS	III	III
PESO NETTO KG / KG NET WEIGHT	1,000	1,000
FINITURE / FINISH		
BIANCO OPACO / MATT WHITE	01	01
GRIGIO ARGENTO OPACO / MATT SILVER GREY	19	19
NERO OPACO / MATT BLACK	22	22
CROMO INT. NERO / CHROME, INSIDE BLACK	62	62
CROMO INT. BIANCO / CHROME, INSIDE WHITE	63	63
MARCHI / MARKS	CE - F	CE - F
INFO		SU RICHIESTA LED 3 X 2W ON REQUEST 3 X 2W LED
		



NOME / NAME	ADAMDUE CORNICE	ADAMDUE CORNICE A SCOMPARSA	ADAMDUE . PIASTRA CIECA MULTIUSO
DESCRIPTION	FRAME	REGRESSED CEILING FRAME WITH FLUSH EDGE	MULTI USE BLANK PLATE
CODICE / CODE	04970	04971	04972
PESO NETTO KG / KG NET WEIGHT	0,180	0,090	0,340
FINITURE / FINISH			
BIANCO OPACO / MATT WHITE	01	01	01
GRIGIO ARGENTO OPACO / MATT SILVER GREY	19	-	19
NERO OPACO / MATT BLACK	22	-	22
ACCESSORI OBBLIGATORI	-	COD. 04962 TELAIO DI SOSTEGNO	
COMPULSIVE ACCESSORIES	-	CODE 04962 SUPPORT BRACKET	

INFO








04971



04971 + 04962 + 04972



04970 + 04972

NOME / NAME	ADAMDUE ORIENTABILE H	ADAMDUE ORIENTABILE IM	ADAMDUE FISSO FL
DESCRIZIONE / DESCRIPTION	INCASSO, ALOGENO	INCASSO, IODURI METALLICI	INCASSO, FLUORESCENTE
	HALOGEN RECESSED-SWIVELLING	METAL HALIDE RECESSED-SWIVELLING	FLUORESCENT RECESSED-FIXED
CODICE / CODE	04981	04980	04982
PORTALAMPADA / LAMP HOLDERS	G53	GX 8,5	GX 24 Q-5
LAMPADINA / BULBS			
POTENZA / POWER	MAX 75W QR111	35/70W CDM R111	57W - FL
TENSIONE / TENSION	230/12 V	230V	230V
ILCOS	HMG	MSR/UB	F50
TRASFORMATORE / TRANSFORMER	REMOTO ESCL. / REMOTE EXCLUDED	-	-
ALIMENTATORE REATTORE / CONTROL GEAR	-	REMOTO ESCL. / REMOTE EXCLUDED	REMOTO ESCL. / REMOTE EXCLUDED
CLASSE IP / IP CLASS	IP 20	IP 20	IP 20
CLASSE ISOLAMENTO / INSULATING CLASS	II	II	II
PESO NETTO KG / KG NET WEIGHT	1,100	1,100	1,100
FINITURE / FINISH			
BIANCO OPACO / MATT WHITE	01	01	01
GRIGIO ARGENTO OPACO / MATT SILVER GREY	19	19	19
NERO OPACO / MATT BLACK	22	22	22
CROMO INT. NERO / CHROME, INSIDE BLACK	62	62	62
CROMO INT. BIANCO / CHROME, INSIDE WHITE	63	63	63
MARCHI / MARKS	CE - F	CE - F	CE - F
INFO	CORNICE ESCLUSA FRAME EXCLUDED	CORNICE ESCLUSA FRAME EXCLUDED	CORNICE ESCLUSA FRAME EXCLUDED

