

KARMA

ASAHARA SIGEAKI 1997



COLLECTION

SISTEMA DI APPARECCHI ORIENTABILI, DA BINARIO TRIFASE, SEMINCASSO, PARETE-PLAFONE, SOFFITTO E TERRA, PER LAMPADRE ALOGENE A TENSIONE DI RETE E AD ALOGENURI METALLICI. ALIMENTATORI ELETTROMECCANICI O ELETTRONICI. PARABOLA A EMISSIONE ASIMMETRICA.

SYSTEM OF HALOGEN OR METAL HALIDE ADJUSTABLE LIGHTING FIXTURES FOR THREE-CIRCUIT RAIL TRACK. SEMIRECESSED, WALL-CEILING MOUNT, PENDANT AND FLOOR VERSIONS. ELECTROMECHANICAL OR ELECTRONIC CONTROL GEAR. PARABOLIC REFLECTOR WITH ASYMMETRIC LIGHT DISTRIBUTION.




SYSTEM AUS ORIENTIERBAREN STRAHLERN FÜR 3-PHASEN STROMSCHIENEN, HALBEINBAU-, DECKEN/WAND- UND PENDELMONTAGE SOWIE ALS STEHLEUCHTE. FÜR HOCHVOLT HALOGENLAMPEN UND METALLDAMPFLAMPEN. REFLEKTOR MIT ASYMMETRISCHER LICHTVERTEILUNG. KONVENTIONELLE ODER ELEKTRONISCHE VORSCHALTGERÄTE.

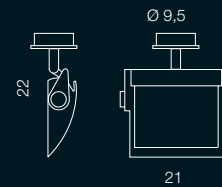
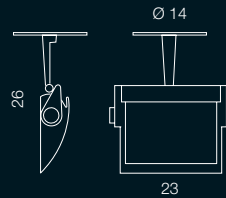
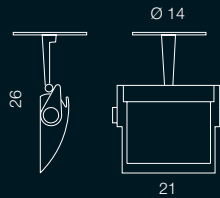
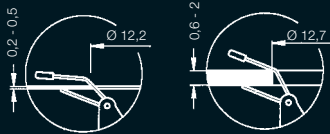
SYSTÈME D'APPAREILS D'ÉCLAIRAGE ORIENTABLES POUR LAMPES HALOGÈNES ET À IODURES MÉTALLIQUES, DISPONIBLES POUR RAIL TRIPHASÉ, EN SEMI- ENCASTRÉS, APPLIQUES-PLAFONNIERS, SUSPENSIONS ET LAMPADAIRES. GROUPES D'ALIMENTATION ÉLECTROMÉCANIQUES OU ÉLECTRONIQUES. PARABOLE AVEC ÉMISSION ASYMÉTRIQUE.


SYSTEME VAN ORIËNTEERBARE VERLICHTINGSAPPARATEN VOOR HALOGEENLAMPEN IN METAALACHTIGE IODIUM, VERKRIJGBAAR VOOR DRIEFAZIG RAIL, HALF INBOUW-, WAND/PLAFOND-, HANG-, EN STAANLAMPEN. ELECTROMECHANISCHE OF ELECTRONISCHE VOEDINGSGROEPEN. REFLECTOR MET ASYMETRISCHE LICHTSPREIDING.



SISTEMA DE APARATOS ORIENTABLES, PARA RIEL TRIFASICO, SEMIEMPOTRABLES, PARED-TECHO, SUSPENSIÓN Y DE PIE, PARA BOMBILLAS ALOGENAS Y ALOGENUROS METALICOS, ALIMENTADORES ELECTROMECHANICOS Y ELECTRONICOS.

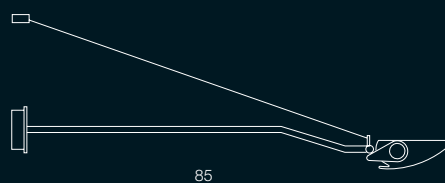
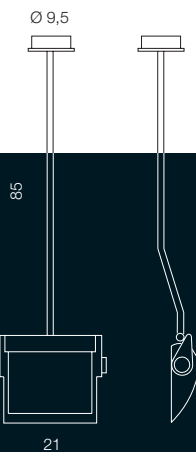
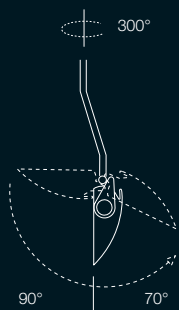


NOME / NAME	KARMA IM 70 SI	KARMA IM 150 SI	KARMA H B
DESCRIZIONE / DESCRIPTION	LAMPADA A SEMINCASSO	LAMPADA A SEMINCASSO	LAMPADA DA PARETE-PLAFONE
	SEMIRECESSED LAMP	SEMIRECESSED LAMP	WALL-CEILING LAMP
CODICE / CODE	01834	01836	01830
PORTALAMPADA / LAMP HOLDERS	RX7S	RX7S	R7S - 114 MM
LAMPADINA / BULBS			
POTENZA MAX / MAX POWER	70W	150W	300W
TENSIONE / TENSION	230V	230V	230V
ILCOS	MD	MD	HD
ALIMENTATORE / CONTROL GEAR	REMOTO ESCL. / REMOTE EXCL.	REMOTO ESCL. / REMOTE EXCL.	-
CLASSE IP / IP CLASS	IP 40	IP 40	IP 20
CLASSE ISOLAMENTO / INSULATING CLASS	II	II	II
PESO NETTO KG / KG NET WEIGHT	1,100	1,200	0,800
FINITURE / FINISH			
BIANCO OPACO / MATT WHITE	01	01	01
GRIGIO ARGENTO OPACO / MATT SILVER GREY	19	19	19
BIANCO-CROMO / CHROME-WHITE	63	63	63
MARCHI / MARKS	IMQ - CE - F	IMQ - CE - F	IMQ - CE - F
INFO	MOLLE DI ANCORAGGIO ADATTABILI A DIVERSI SPESSORI DI CONTROSOFFITTO ANCHORING SPRINGS SUITABLE FOR VARIOUS THICKNESSES OF THE SUSPENDED CEILING (SEE SKETCH)	MOLLE DI ANCORAGGIO ADATTABILI A DIVERSI SPESSORI DI CONTROSOFFITTO ANCHORING SPRINGS SUITABLE FOR VARIOUS THICKNESSES OF THE SUSPENDED CEILING (SEE SKETCH)	CON BASE / WITH BASE







NOME / NAME	KARMA H B/T	KARMA TEOREMA
DESCRIZIONE / DESCRIPTION	LAMPADA DA PLAFONE CEILING LAMP	LAMPADA DA PARETE WALL LAMP
CODICE / CODE	01829	01970
PORTALAMPADA / LAMPHOLDERS	R7S - 114 MM	R7S - 114 MM
LAMPADINA / BULBS		
POTENZA MAX / MAX POWER	300W	300W
TENSIONE / TENSION	230V	230V
ILCOS	HD	HD
CLASSE IP / IP CLASS	IP 20	IP 20
CLASSE ISOLAMENTO / INSULATING CLASS	II	II
PESO NETTO KG / KG NET WEIGHT	1,000	1,100
FINITURE / FINISH		
BIANCO OPACO / MATT WHITE	01	01
GRIGIO ARGENTO OPACO / MATT SILVER GREY	19	19
BIANCO-CROMO / CHROME-WHITE	63	63
MARCHI / MARKS	IMQ - CE - F	IMQ - CE - F
INFO	CON BASE / WITH BASE	CON BASE, TIGE E SUPPORTO PARETE WITH BASE, STEM AND BEARING SUPPORT

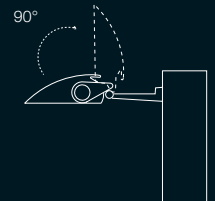
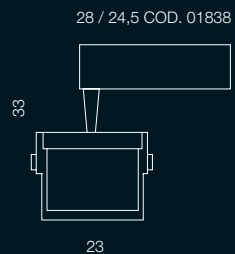
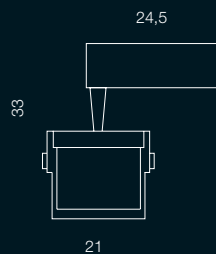
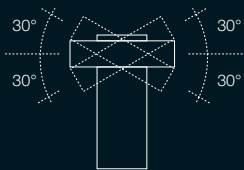








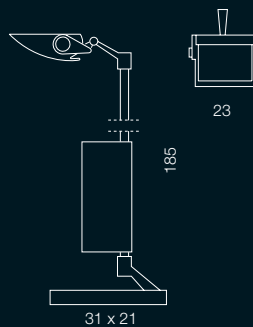
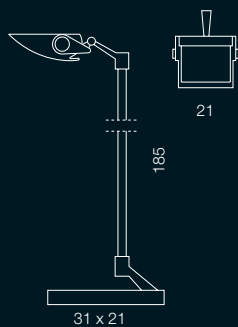
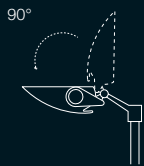



NOME / NAME	KARMA IM 70 B	KARMA IM 150 B
DESCRIZIONE / DESCRIPTION	LAMPADA DA PLAFONE-PARETE CEILING-WALL LAMP	LAMPADA DA PLAFONE-PARETE CEILING-WALL LAMP
CODICE / CODE	01824	01826
PORTALAMPADA / LAMPHOLDERS	RX7S	RX7S
LAMPADINA / BULBS		
POTENZA MAX / MAX POWER	70W	150W
TENSIONE / TENSION	230V	230V
ILCOS	MD	MD
ALIMENTATORE / CONTROL GEAR	ELETTROMECCANICO INCLUSO ELECTROMECHANICAL INCLUDED	ELETTROMECCANICO INCLUSO ELECTROMECHANICAL INCLUDED
CLASSE IP / IP CLASS	IP 40	IP 40
CLASSE ISOLAMENTO / INSULATING CLASS	I	I
PESO NETTO KG / KG NET WEIGHT	3,200	4,100
FINITURE / FINISH		
BIANCO OPACO / MATT WHITE	01	01
GRIGIO ARGENTO OPACO / MATT SILVER GREY	19	19
BIANCO-CROMO / CHROME-WHITE	63	63
MARCHI / MARKS	IMQ - CE - F	IMQ - CE - F
INFO	CON BASE / WITH BASE CODICE / CODE 01832 VERSIONE ELETTRONICA ELECTRONIC VERSION	CON BASE / WITH BASE CODICE / CODE 01838 VERSIONE ELETTRONICA ELECTRONIC VERSION





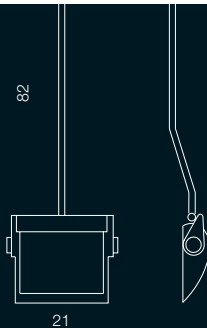
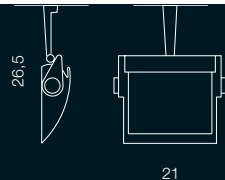


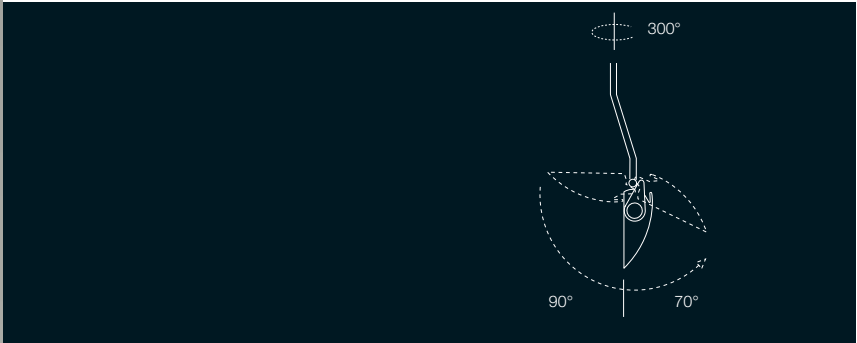
NOME / NAME	KARMA H TERRA	KARMA IM 150 TERRA
DESCRIZIONE / DESCRIPTION	LAMPADA DA TERRA	LAMPADA DA TERRA
	FLOOR LAMP	FLOOR LAMP
CODICE / CODE	03518	03522
PORTALAMPADA / LAMPHOLDERS	R7S - 114 MM	RX7S
LAMPADINA / BULBS		
POTENZA MAX / MAX POWER	MAX 300W	150W
TENSIONE / TENSION	230V	230V
ILCOS	HD	MD
ALIMENTATORE / CONTROL GEAR	-	ELETTROMECCANICO INCLUSO
		ELECTROMECHANICAL INCLUDED
CLASSE IP / IP CLASS	IP 20	IP 40
CLASSE ISOLAMENTO / INSULATING CLASS	II	I
PESO NETTO KG / KG NET WEIGHT	8,600	11,800
FINITURE / FINISH		
BIANCO OPACO / MATT WHITE	01	01
GRIGIO ARGENTO OPACO / MATT SILVER GREY	19	19
BIANCO-CROMO / CHROME-WHITE	63	63
MARCHI / MARKS	IMQ - CE - F	IMQ - CE - F
INFO	DIMMER DA PIEDE FLOOR MOUNTED DIMMER	LED DI SEGNALAZIONE ACCENSIONE MAINS INDICATOR LED COD. 03520 VERSIONE CON ALIMENTATORE ELETTRONICO CODE 03520 VERSION WITH ELECTRONIC CONTROL GEAR







NOME / NAME	KARMA H A	KARMA H A/T
DESCRIZIONE / DESCRIPTION	LAMPADA DA BINARIO	LAMPADA DA BINARIO
	RAIL LAMP	RAIL LAMP
CODICE / CODE	01820	01827
PORTALAMPADA / LAMP HOLDERS	R7S - 114 MM	R7S - 114 MM
LAMPADINA / BULBS		
POTENZA MAX / MAX POWER	MAX 300W	MAX 300W
TENSIONE / TENSION	230V	230V
ILCOS	HD	HD
CLASSE IP / IP CLASS	IP 20	IP 20
CLASSE ISOLAMENTO / INSULATING CLASS	II	II
PESO NETTO KG / KG NET WEIGHT	0,800	1,000
FINITURE / FINISH		
BIANCO OPACO / MATT WHITE	01	01
GRIGIO ARGENTO OPACO / MATT SILVER GREY	19	19
BIANCO-CROMO / CHROME-WHITE	63	63
MARCHI / MARKS	IMQ - CE - F	IMQ - CE - F
INFO	<p>CON ADATTATORE BIANCO WITH WHITE ADAPTER</p> <p>COD. 01822 CON ADATTATORE NERO CODE 01822 WITH BLACK ADAPTER</p>	<p>CON ADATTATORE BIANCO E TIGE WITH WHITE ADAPTER AND STEM</p> <p>COD. 01828 CON ADATTATORE NERO E TIGE CODE 01828 WITH BLACK ADAPTER AND STEM</p>





NOME / NAME	KARMA IM 70 A	KARMA IM 150 A
DESCRIZIONE / DESCRIPTION	LAMPADA DA BINARIO RAIL LAMP	LAMPADA DA BINARIO RAIL LAMP
CODICE / CODE	01823	01825
PORTALAMPADA / LAMPHOLDERS	RX7S	RX7S
LAMPADINA / BULBS		
POTENZA MAX / MAX POWER	70W	150W
TENSIONE / TENSION	230V	230V
ILCOS	MD	MD
ALIMENTATORE / CONTROL GEAR	ELETTROMECCANICO INCLUSO MECHANICAL INCLUDED	ELETTROMECCANICO INCLUSO MECHANICAL INCLUDED
CLASSE IP / IP CLASS	IP 40	IP 40
CLASSE ISOLAMENTO / INSULATING CLASS	I	I
PESO NETTO KG / KG NET WEIGHT	2,500	2,600
FINITURE / FINISH		
BIANCO OPACO / MATT WHITE	01	01
GRIGIO ARGENTO OPACO / MATT SILVER GREY	19	19
BIANCO-CROMO / CHROME-WHITE	63	63
MARCHI / MARKS	IMQ - CE - F	IMQ - CE - F
INFO	ADATTATORE ELETTRICO SEPARATO SEPARATED ELECTRICAL ADAPTER COD. 01831 VERSIONE ELETRONICA CODE 01831 ELECTRONIC VERSION	ADATTATORE ELETTRICO SEPARATO SEPARATED ELECTRICAL ADAPTER COD. 01837 VERSIONE ELETRONICA CODE 01837 ELECTRONIC VERSION

