

## TAXI

ASAHARA SIGEAKI 2002

170



170



172



172



174



176



COLLECTION

SERIE DI APPARECCHI DA SOSPENSIONE E DA PARETE IN ALLUMINIO ESTRUSO-PRESSOFUSO VERNICIATO. RIFLETTORI LATERALI COMPLETAMENTE GIREVOLI E RECLINABILI CHE CONSENTONO DI PASSARE FACILMENTE DA LUCE DIRETTA A INDIRECTA. SCHERMI IN POLICARBONATO INCLUSI.

RANGE OF PENDANT AND WALL LIGHTING FIXTURES OF DIE-CAST/EXTRUDED LACQUERED ALUMINIUM. RECLINING FULLY ADJUSTABLE LATERAL REFLECTORS FOR DIRECT AND INDIRECT LIGHTING. FITTED WITH POLYCARBONATE DIFFUSER SCREENS.



SERIE VON HÄNGE- ODER WANDLEUCHTEN AUS LACKIERTEM STRANGGEPRESSTEM-DRUCKGEGOSSENEM ALUMINIUM. SEITLICHE REFLEKTOREN VOLLSTÄNDIG DREH- UND KIPPBAR, WAS EIN EINFACHER WECHSEL ZWISCHEN DIREKT UND INDIRECT LICHT ERMÖGLICHT. BLENDE IN POLICARBONAT INBEGRIFFEN.

SÉRIE D'APPAREILS D'ÉCLAIRAGE, SUSPENSIONS OU APPLIQUES, EN ALUMINIUM EXTRUDE-MOULÉ LAQUÉ. RÉFLECTEURS LATÉRAUX INCLINABLES, COMPLÈTEMENT TOURNANTS POUR UNE ÉCLAIRAGE DIRECTE OU INDIRECTE. ÉQUIPPÉS D'ÉCRANS EN POLYCARBONATE.

REEKS APPARATEN WAND- OF HANGVERLICHTING IN GEËXTRUDEERD ALUMINIUM, GELAKTE VORM. TOTALE RICHTINGSMOEGELIJKHEID VAN DE ZIJDELINGSE REFLECTOREN VOOR EEN INDIRECT OF DIRECT VERLICHTING. POLYCARBONATEN SCHERMEN INBEGREPEN.



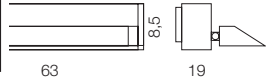

SERIE DE APARATOS DE SUSPENSIÓN O APLIQUE EN ALUMINIO ESTRUSO-PRESOFUSO BARNIZADO. REFLECTORES LATERALES COMPLETAMENTE GIRATORIOS Y RECLINABLES QUE CONSIENTEN PASAR FÁCILMENTE LA LUZ DIRECTA E INDIRECTA. LAS PANTALLAS EN POLICARBONATO INCLUIDAS.




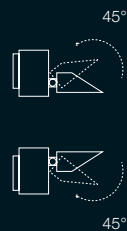
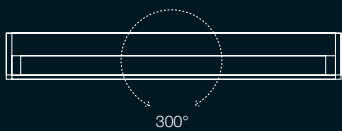
NOME / NAME	TAXI PARETE	TAXI PARETE 150
DESCRIZIONE / DESCRIPTION	NO DIMMER	NO DIMMER
	WALL LAMP, NO DIMMER	WALL LAMP, NO DIMMER
CODICE / CODE	05580	05585
PORTALAMPADA / LAMP HOLDERS	G5	G5
LAMPADINA / BULBS		
POTENZA MAX / MAX POWER	24W - Ø 16 MM	80W - Ø 16 MM
TENSIONE / TENSION	230 V	230 V
ILCOS	FD	FD
REATTORE / CONTROL GEAR	ELETTRONICO INCLUSO	ELETTRONICO INCLUSO
	ELECTRONIC INCLUDED	ELECTRONIC INCLUDED
CLASSE IP / IP CLASS	IP 40	IP 40
CLASSE ISOLAMENTO / INSULATING CLASS	I	I
PESO NETTO KG / KG NET WEIGHT	1,800	4,450
FINITURE / FINISH		
BIANCO OPACO / MATT WHITE	01	01
GRIGIO ARGENTO OPACO / MATT SILVER GREY	19	19
MARCHI / MARKS	IMQ - CE - F	IMQ - CE - F
INFO		







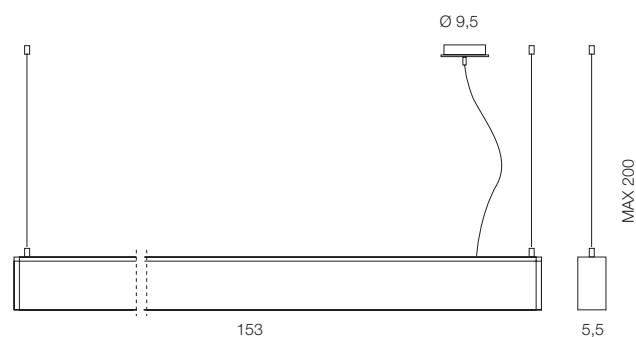


NOME / NAME	TAXI PARETE 1	TAXI PARETE 1/150
DESCRIZIONE / DESCRIPTION	NO DIMMER	NO DIMMER
	WALL DOUBLE LAMP, NO DIMMER	WALL DOUBLE LAMP, NO DIMMER
CODICE / CODE	05583	05584
PORTALAMPADA / LAMP HOLDERS	G5	G5
LAMPADINA / BULBS		
POTENZA MAX / MAX POWER	2 X 24W - Ø 16 MM	2 X 80W - Ø 16 MM
TENSIONE / TENSION	230 V	230 V
ILCOS	FD	FD
REATTORE / CONTROL GEAR	ELETTRONICO INCLUSO	ELETTRONICO INCLUSO
	ELECTRONIC INCLUDED	ELECTRONIC INCLUDED
CLASSE IP / IP CLASS	IP 40	IP 40
CLASSE ISOLAMENTO / INSULATING CLASS	I	I
PESO NETTO KG / KG NET WEIGHT	2,700	6,400
FINITURE / FINISH		
BIANCO OPACO / MATT WHITE	01	01
GRIGIO ARGENTO OPACO / MATT SILVER GREY	19	19
MARCHI / MARKS	IMQ - CE - F	IMQ - CE - F
INFO		









NOME / NAME	TAXI SOSPENSIONE DIM	TAXI SOSPENSIONE	TAXI SOSPENSIONE	TAXI SOSPENSIONE
DESCRIZIONE / DESCRIPTION	DIMMERABILE	CON EMERGENZA	DARK LIGHT	PENDANT LAMP
	PENDANT LAMP, DIMMABLE	PENDANT LAMP	PENDANT LAMP	
		WITH EMERGENCY LIGHT	DARK LIGHT	
CODICE / CODE	01233	01234	01232	01292
PORTALAMPADA / LAMP HOLDERS	G5	G5	G5	G5
LAMPADINA / BULBS				
POTENZA MAX / MAX POWER	80W - Ø 16 MM	80W - Ø 16 MM	80W - Ø 16 MM	80W - Ø 16 MM
TENSIONE / TENSION	230V	230V	230V	230V
ILCOS	FD	FD	FD	FD
REATTORE / CONTROL GEAR	ELETTRONICO INCLUSO	ELETTRONICO INCLUSO	ELETTRONICO INCLUSO	ELETTRONICO INCLUSO
	ELECTRONIC INCLUDED	ELECTRONIC INCLUDED	ELECTRONIC INCLUDED	ELECTRONIC INCLUDED
CLASSE IP / IP CLASS	IP 40	IP 40	IP 20	IP 40
CLASSE ISOLAMENTO / INSULATING CLASS	I	I	I	I
PESO NETTO KG / KG NET WEIGHT	4,500	5,100	4,350	4,500
FINITURE / FINISH				
BIANCO OPACO / MATT WHITE	01	01	01	01
GRIGIO ARGENTO OPACO / MATT SILVER GREY	19	19	19	19
MARCHI / MARKS	IMQ - CE - F	IMQ - CE - F	IMQ - CE - F	CE - F
INFO		NO DIMMER	NO DIMMER	NO DIMMER





NOME / NAME	TAXI SOSPENSIONE 2 DIM	TAXI SOSPENSIONE 2	TAXI SOSPENSIONE 2	TAXI SOSPENSIONE 2
DESCRIZIONE / DESCRIPTION	CORPO CENTRALE DIMMERABILE	C/EMERGENZA	DARK LIGHT	PENDANT LAMP
	PENDANT LAMP,	PENDANT LAMP WITH	PENDANT LAMP	
	DIMMABLE CENTRAL BODY	EMERGENCY LIGHT	DARK LIGHT	
CODICE / CODE	01235	01236	01237	01293
PORTALAMPADA / LAMPHOLDERS	G5	G5	G5	G5
LAMPADINA / BULBS				
POTENZA / POWER	3 X 80W - Ø 16 MM	2 X 49W - 1 X 80W - Ø 16 MM	3 X 80W - Ø 16 MM	3 X 80W - Ø 16 MM
TENSIONE / TENSION	230 V	230 V	230 V	230 V
ILCOS	FD	FD	FD	FD
REATTORE / CONTROL GEARS	ELETTRONICI INCLUSI	ELETTRONICI INCLUSI	ELETTRONICI INCLUSI	ELETTRONICI INCLUSI
	ELECTRONIC INCLUDED	ELECTRONIC INCLUDED	ELECTRONIC INCLUDED	ELECTRONIC INCLUDED
CLASSE IP / IP CLASS	IP 40	IP 40	IP 20	IP 40
CLASSE ISOLAMENTO / INSULATING CLASS	I	I	I	I
PESO NETTO KG / KG NET WEIGHT	8,500	8,100	8,300	8,500
FINITURE / FINISH				
BIANCO OPACO / MATT WHITE	01	01	01	01
GRIGIO ARGENTO OPACO / MATT SILVER GREY	19	19	19	19
MARCHI / MARKS	IMQ - CE - F	IMQ - CE - F	IMQ - CE - F	CE - F
INFO	DOPPIA ACCENSIONE DOUBLE SWITCHING	DOPPIA ACCENSIONE DOUBLE SWITCHING NO DIMMER	DOPPIA ACCENSIONE DOUBLE SWITCHING NO DIMMER	DOPPIA ACCENSIONE DOUBLE SWITCHING NO DIMMER

