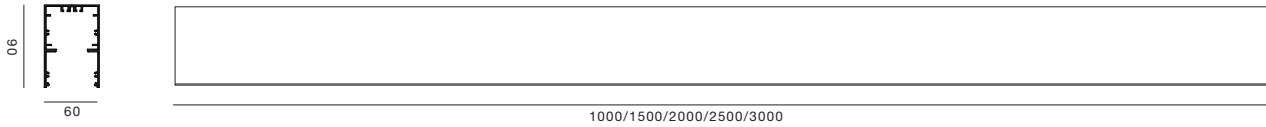


LOG-OUT components

- D** Tr gerprofil; 5-polig durchgangsverdrahtet
- E** Profile; 5-pole feed - through wired
- I** Profilo di supporto; 5-poli, cablato
- F** Profile de support; 5-p le, c bl
- ES** Perfil de soporte; 5-polar, cableado




Standard lengths

528-00068	<input type="checkbox"/> AE	L: 1000mm
528-00078	<input type="checkbox"/> AE	L: 1500mm
528-00088	<input type="checkbox"/> AE	L: 2000mm
528-00098	<input type="checkbox"/> AE	L: 2500mm
528-00108	<input type="checkbox"/> AE	L: 3000mm

Use next codes for special lengths

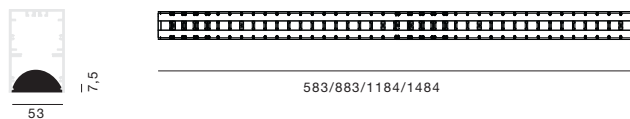
528-00068so	<input type="checkbox"/> AE	L - max. 1000mm	L =.....mm
528-00078so	<input type="checkbox"/> AE	L - max. 1500mm	L =.....mm
528-00088so	<input type="checkbox"/> AE	L - max. 2000mm	L =.....mm
528-00098so	<input type="checkbox"/> AE	L - max. 2500mm	L =.....mm
528-00108so	<input type="checkbox"/> AE	L - max. 3000mm	L =.....mm

- D** Polycarbonat Abdeckung; Fertigungsl nge: -2 mm wegen W rmeausdehnung
- E** Polycarbonat cover; fabrication length -2 mm for heat expansion
- I** Diffusore in polycarbonato; L -2 mm per dilatazione termica
- F** Diffuseur en polycarbonate; Longitude de fabrication -2 mm pour expansion de chaleur
- ES** Difusor en polycarbonato; Longitud de fabricaci n -2 mm por expansion de calor



528-32020	L: 1500mm	<input type="checkbox"/> WO
528-32030	L: 2000mm	<input type="checkbox"/> WO
528-32040	L: 2500mm	<input type="checkbox"/> WO
528-32050	L: 3000mm	<input type="checkbox"/> WO

- D** BAP-Raster
- E** Darklight
- I** Darklight
- F** Grille
- ES** Rejilla

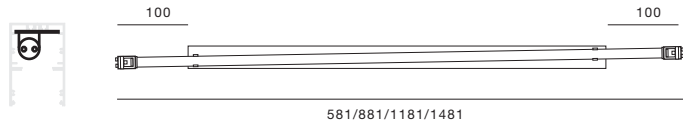


528-31424	L: 583mm	for 14/24W	<input type="checkbox"/> AP
528-32139	L: 883mm	for 21/39W	<input type="checkbox"/> AP
528-32854	L: 1184mm	for 28/54W	<input type="checkbox"/> AP
528-33580	L: 1484mm	for 35/49/80W	<input type="checkbox"/> AP



LOG-OUT components

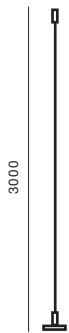
- D** Lichteinsatz T5; berlappend, steckfertig, inkl. Verbindungsleitung
- E** Insert T5; overlapping, plugged, incl. connector cable
- I** Inserto per T5; fascio continuo, premontato, cablato
- F** Insertion T5; en superposition, pr mont , c bl
- ES** Inserci n de luz T5; solapado, terminado por montaje, cableado



*528-51424	L: 581mm	for T5 14/24W
528-52139	L: 881mm	for T5 21/39W
528-52854	L: 1181mm	for T5 28/54W
528-53580	L: 1481mm	for T5 35/49/80W

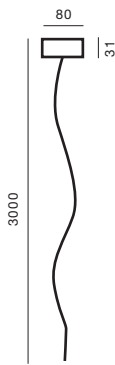
- *528-51424** Lichteinsatz 14/24W berlappung nur in Kombination mit Lichteins tzen ab 21W
- *528-51424** Insert 14/24W overlapping only in combination with insert from 21W up possible
- *528-51424** Inserto 14/24W fascio continuo solo con inserti a partire da 21W
- *528-51424** Insertion 14/24W en superposition seulement avec insertions partir de 21W
- *528-51424** Inserci n de luz 14/24W; solapar solamente en combinaci n con inserci n a partir de 21W

- D** Abh ngung
- E** Suspension
- I** Sospensione
- F** Suspension
- ES** Suspensi n



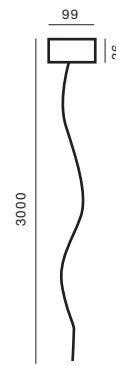
528-20300

- D** Einspeisung; 3 x 1mm²
- E** Power feed; 3 x 1mm²
- I** Alimentazione; 3 x 1mm²
- F** Alimentation; 3 x 1mm²
- ES** Alimentaci n; 3 x 1mm²



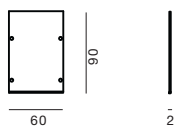
524-233008 **AE**

- D** Einspeisung; 5 x 1mm²
- E** Power feed; 5 x 1mm²
- I** Alimentazione; 5 x 1mm²
- F** Alimentation; 5 x 1mm²
- ES** Alimentaci n; 5 x 1mm²



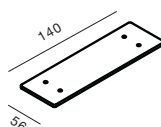
524-253008 **AE**

- D** Endplatte
- E** End piece
- I** Testata
- F** Embout
- ES** Tapa final



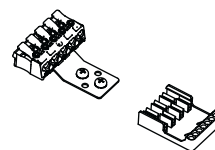
528-02008 **G**

- D** Linearverbinder innenlegend
- E** Linear connector inside
- I** Giunto
- F** Raccord en ligne
- ES** Junta lineal



528-01019

- D** Anschlussset 5-polig
- E** Connection kit 5-pole
- I** Connettore a 5-poli
- F** Kit de connection 5-p le
- ES** Juego de juntas 5 polar



528-01020

